

How to Handrub

1a

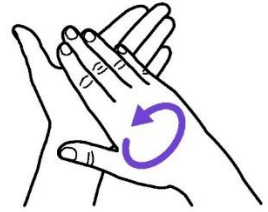


Apply a palmful of the product in a cupped hand, covering all surfaces;

1b

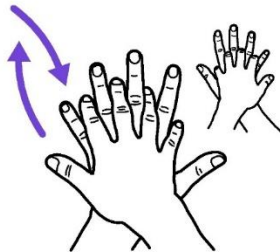


2



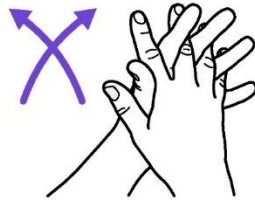
Rub hands palm to palm;

3



Right palm over left dorsum with interlaced fingers and vice versa;

4



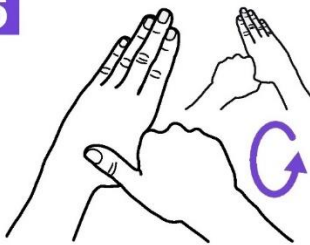
Palm to palm with fingers interlaced;

5




Backs of fingers to opposing palms with fingers interlocked;

6



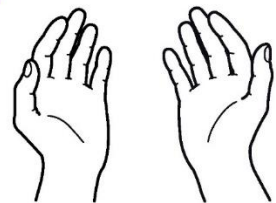
Rotational rubbing of left thumb clasped in right palm and vice versa;

7



Rotational rubbing, backwards and forwards with clasped fingers of right hand in left palm and vice versa;

8



Once dry, your hands are safe.

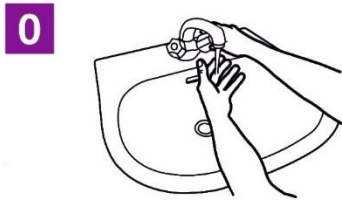
Handrub for 20 – 30 seconds.



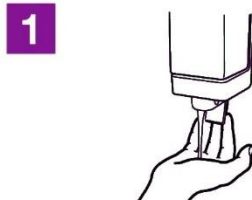
World Health Organization

Respect Others. Stay Safe.

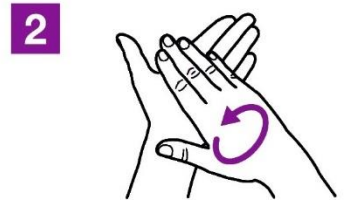
How to Handwash



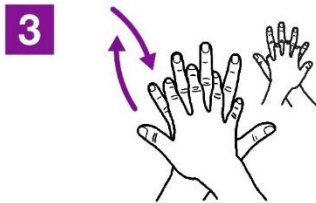
Wet hands with water;




Apply enough soap to cover all hand surfaces;



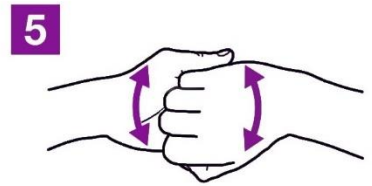
Rub hands palm to palm;



Right palm over left dorsum with interlaced fingers and vice versa;



Palm to palm with fingers interlaced;



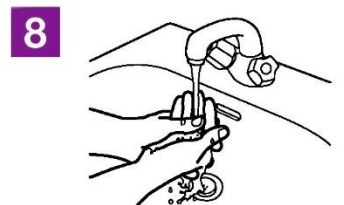
Backs of fingers to opposing palms with fingers interlocked;



Rotational rubbing of left thumb clasped in right palm and vice versa;



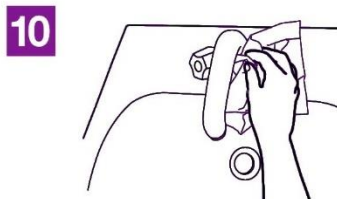
Rotational rubbing, backwards and forwards with clasped fingers of right hand in left palm and vice versa;



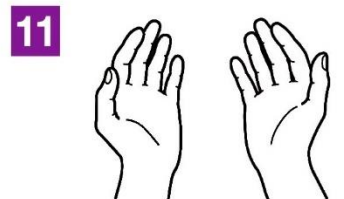
Rinse hands with water;



Dry hands thoroughly with a single use towel;



Use towel to turn off faucet;



Your hands are now safe.

Handwash for 20 – 30 seconds.

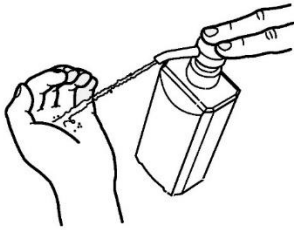


World Health Organization

Respect Others. Stay Safe.

How to Handrub

1a

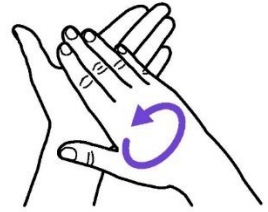


Apply a palmful of the product in a cupped hand, covering all surfaces;

1b

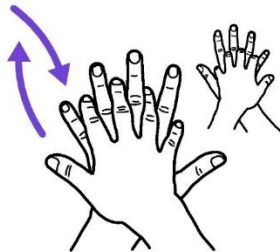


2



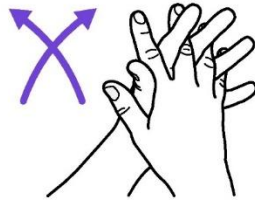
Rub hands palm to palm;

3



Right palm over left dorsum with interlaced fingers and vice versa;

4



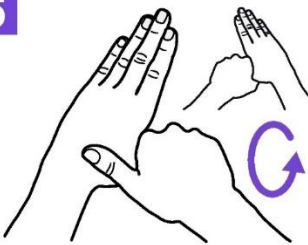
Palm to palm with fingers interlaced;

5



Backs of fingers to opposing palms with fingers interlocked;

6



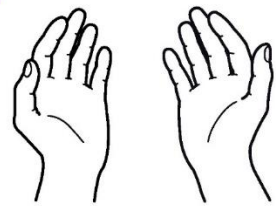
Rotational rubbing of left thumb clasped in right palm and vice versa;

7



Rotational rubbing, backwards and forwards with clasped fingers of right hand in left palm and vice versa;

8



Once dry, your hands are safe.

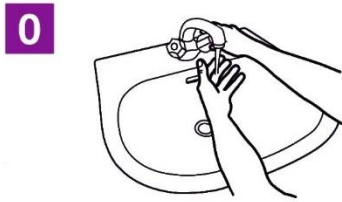
Handrub for 20 – 30 seconds.



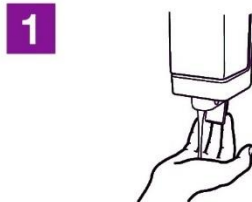
World Health Organization

Respect Others. Stay Safe.

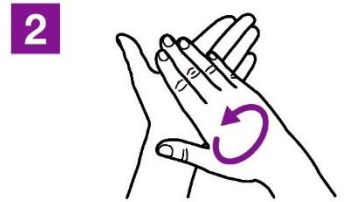
How to Handwash



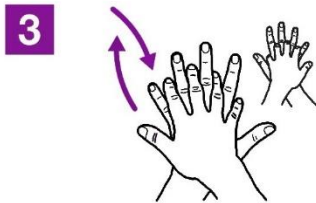
Wet hands with water;




Apply enough soap to cover all hand surfaces;



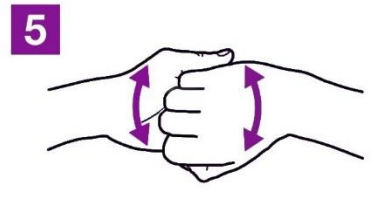
Rub hands palm to palm;



Right palm over left dorsum with interlaced fingers and vice versa;



Palm to palm with fingers interlaced;



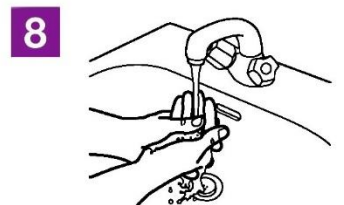
Backs of fingers to opposing palms with fingers interlocked;



Rotational rubbing of left thumb clasped in right palm and vice versa;



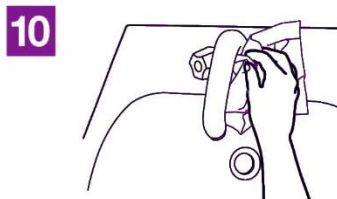
Rotational rubbing, backwards and forwards with clasped fingers of right hand in left palm and vice versa;



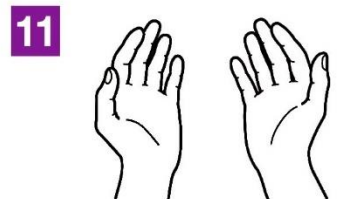
Rinse hands with water;



Dry hands thoroughly with a single use towel;



Use towel to turn off faucet;



Your hands are now safe.

Handwash for 20 – 30 seconds.

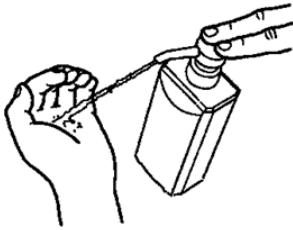


World Health Organization

Respect Others. Stay Safe.

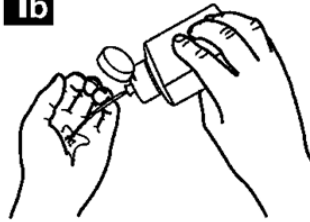
How to Handrub

1a

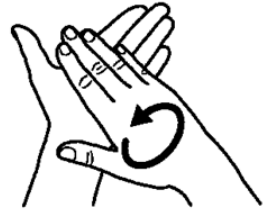


Apply a palmful of the product in a cupped hand, covering all surfaces;

1b

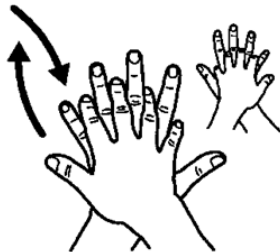


2



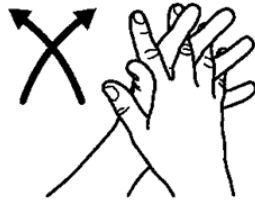
Rub hands palm to palm;

3



Right palm over left dorsum with interlaced fingers and vice versa;

4



Palm to palm with fingers interlaced;

5



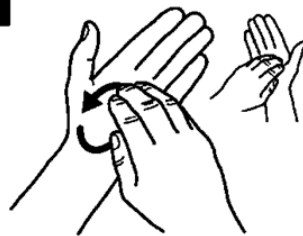
Backs of fingers to opposing palms with fingers interlocked;

6



Rotational rubbing of left thumb clasped in right palm and vice versa;

7



Rotational rubbing, backwards and forwards with clasped fingers of right hand in left palm and vice versa;

8



Once dry, your hands are safe.

Handrub for 20 – 30 seconds.

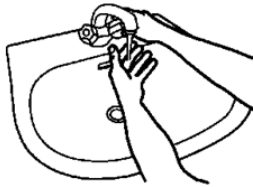


World Health Organization

Respect Others. Stay Safe.


How to Handwash

0



Wet hands with water;

1



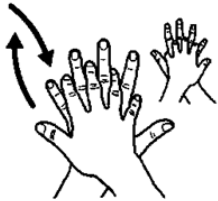
Apply enough soap to cover all hand surfaces;

2



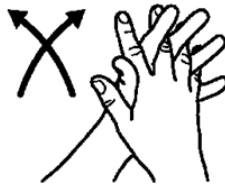
Rub hands palm to palm;

3



Right palm over left dorsum with interlaced fingers and vice versa;

4



Palm to palm with fingers interlaced;

5



Backs of fingers to opposing palms with fingers interlocked;

6



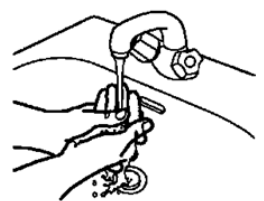
Rotational rubbing of left thumb clasped in right palm and vice versa;

7



Rotational rubbing, backwards and forwards with clasped fingers of right hand in left palm and vice versa;

8



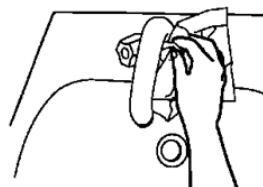
Rinse hands with water;

9



Dry hands thoroughly with a single use towel;

10



Use towel to turn off faucet;

11



Your hands are now safe.

Handwash for 20 – 30 seconds.



World Health Organization

Respect Others. Stay Safe.